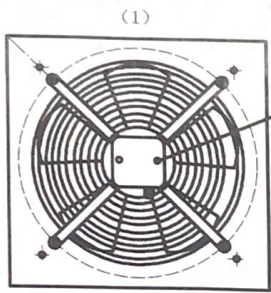
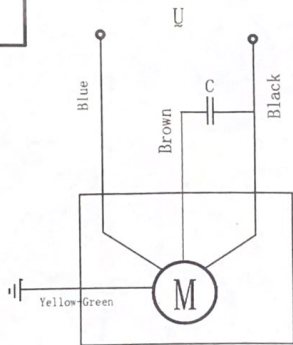


Product Instruction Book




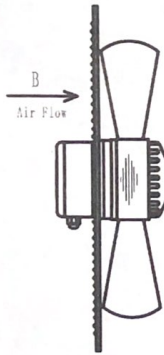
(2)
Wiring Diagram
Single phase



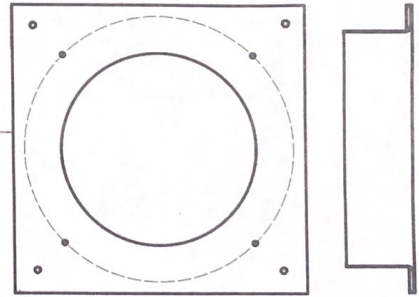
(3) The fan motors used in condenser is $0^{\circ}\text{C} \sim 60^{\circ}\text{C}$.

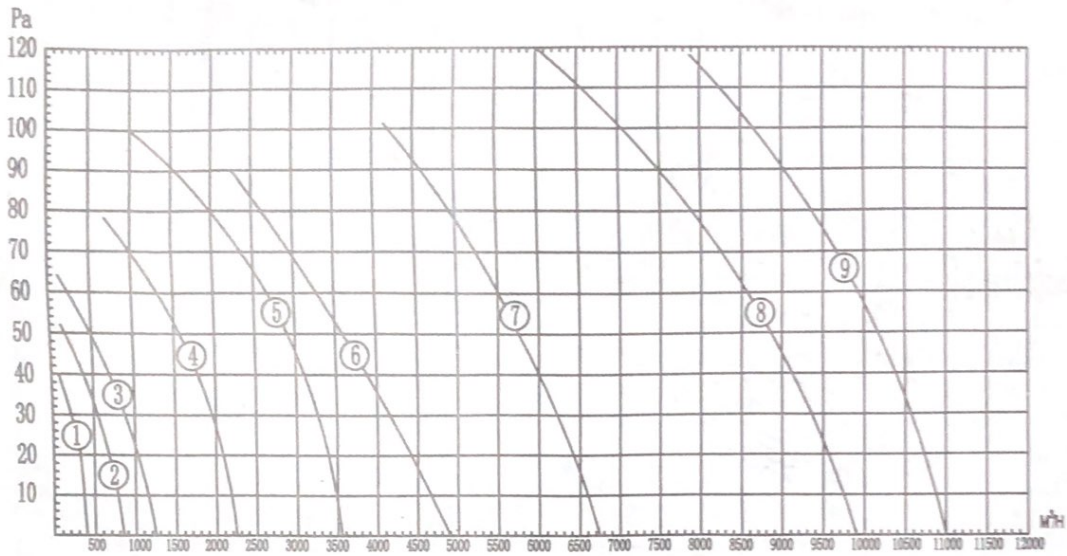
(4) Before operating the motor, make sure to put the earth wire of the motor connected with the external grounding device.

(5) The installation need the professional workers.



The main parts of the product





MODEL	VOLTAGE(V)	SPEED(R/min)	NET(KG)	NOISE(dB/A)	AIR VOLUME(M ³ /H)	CURVE Number
YWFB4E-200B	220	1400	3	43	400	①
YWFB4E-250B	220	1380	5	53	850	②
YWFB4E-300B	220	1350	6	54	1250	③
YWFB4E-350B	220	1380	8	58	2250	④
YWFB4E-400B	220	1380	8.5	60	3550	⑤
YWFB4E-450B	220	1350	11	62	4900	⑥
YWFB4E-500B	220	1300	14.5	69	6750	⑦
YWFB4E-600B	220	1360	23.5	73	9900	⑧
YWFB4E-630B	220	1360	24.5	74	11000	⑨